

Continuous Coverage Unwind: Update from HCPF

December 11, 2023

Rachel Reiter, HCPF Policy, Communication &
Administration Office Director

Marivel Klueckman, HCPF Eligibility Division
Director



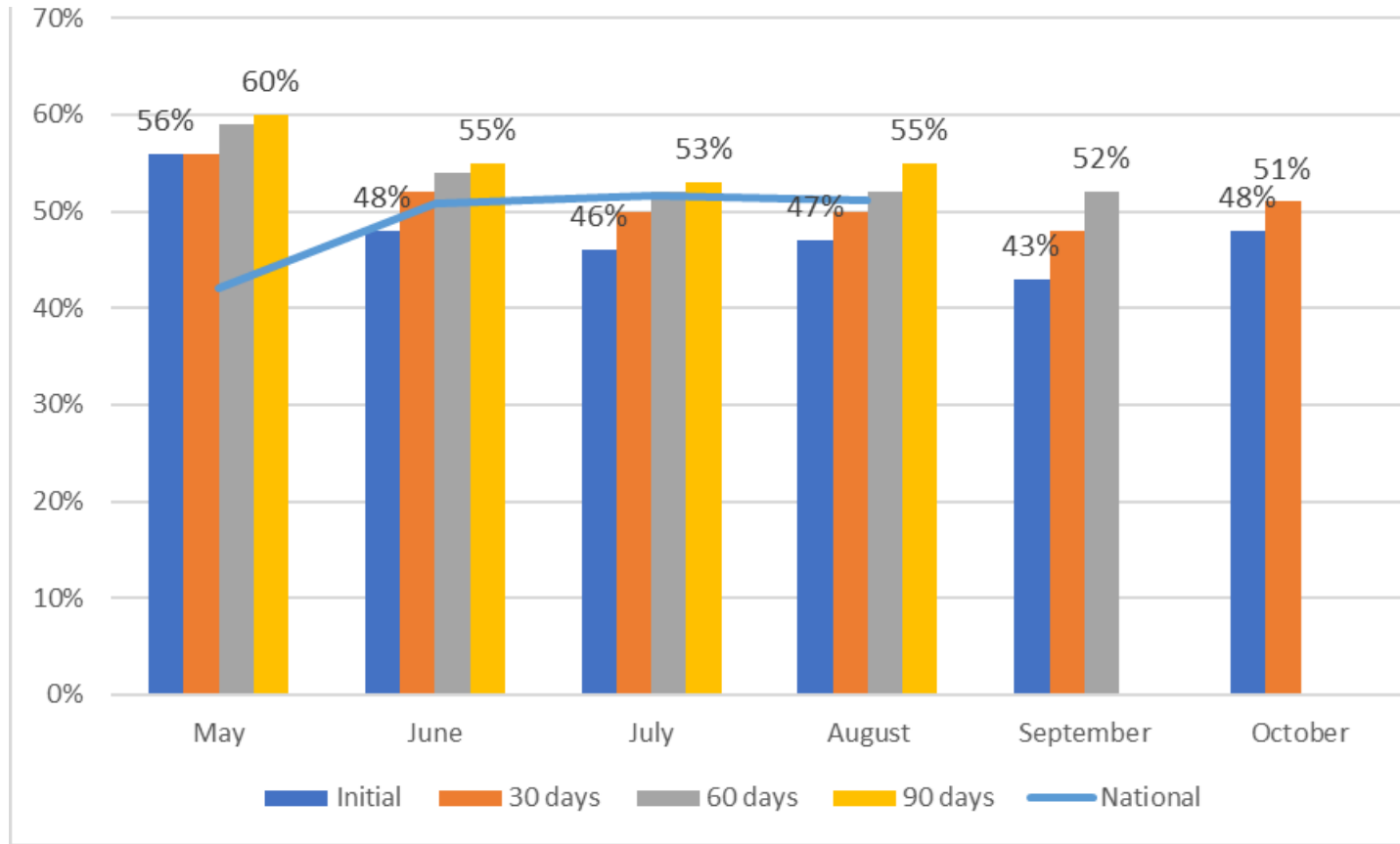
Colorado made it a top priority to get people who lost their jobs during COVID induced economic downturn onto Medicaid

Date	National (In Millions)	% Change month	% Change aggregated	National Unemployment Rate	HCPF (In Millions)	% Change month	% Change aggregated	CO Unemployment Rate
Jan-20	70.97			3.5%	1.28			3.0%
Jul-20	75.72	6.69%	6.7%	10.2%	1.37	7.64%	7.6%	6.4%
Jan-21	80.59	6.43%	13.6%	6.3%	1.49	8.46%	16.7%	6.3%
Jul-21	83.77	3.95%	18.0%	5.4%	1.56	4.62%	22.1%	5.6%
Jan-22	86.98	3.83%	22.6%	4.0%	1.62	4.22%	27.3%	4.0%
Jul-22	89.82	3.27%	26.6%	3.5%	1.70	4.71%	33.3%	2.7%
Jan-23	92.97	3.51%	31.0%	3.4%	1.79	5.34%	40.4%	2.8%
Jul-23	91.51	-1.57%	28.9%	3.5%	1.72	-3.85%	35.0%	2.9%

Renewal Rate improves over 90 day reconsideration period

Measuring a month after the 90 day reconsideration period generates 7-8 points better - and more accurate - renewal results (June - Aug), and already 11 points better in the month of Sept with only 60 of the 90 days' data available.

This methodology is a more accurate reflection of coverage impact to individuals, and a more accurate reflection on the Biden Administration and state's efforts to [Keep People Covered](#).



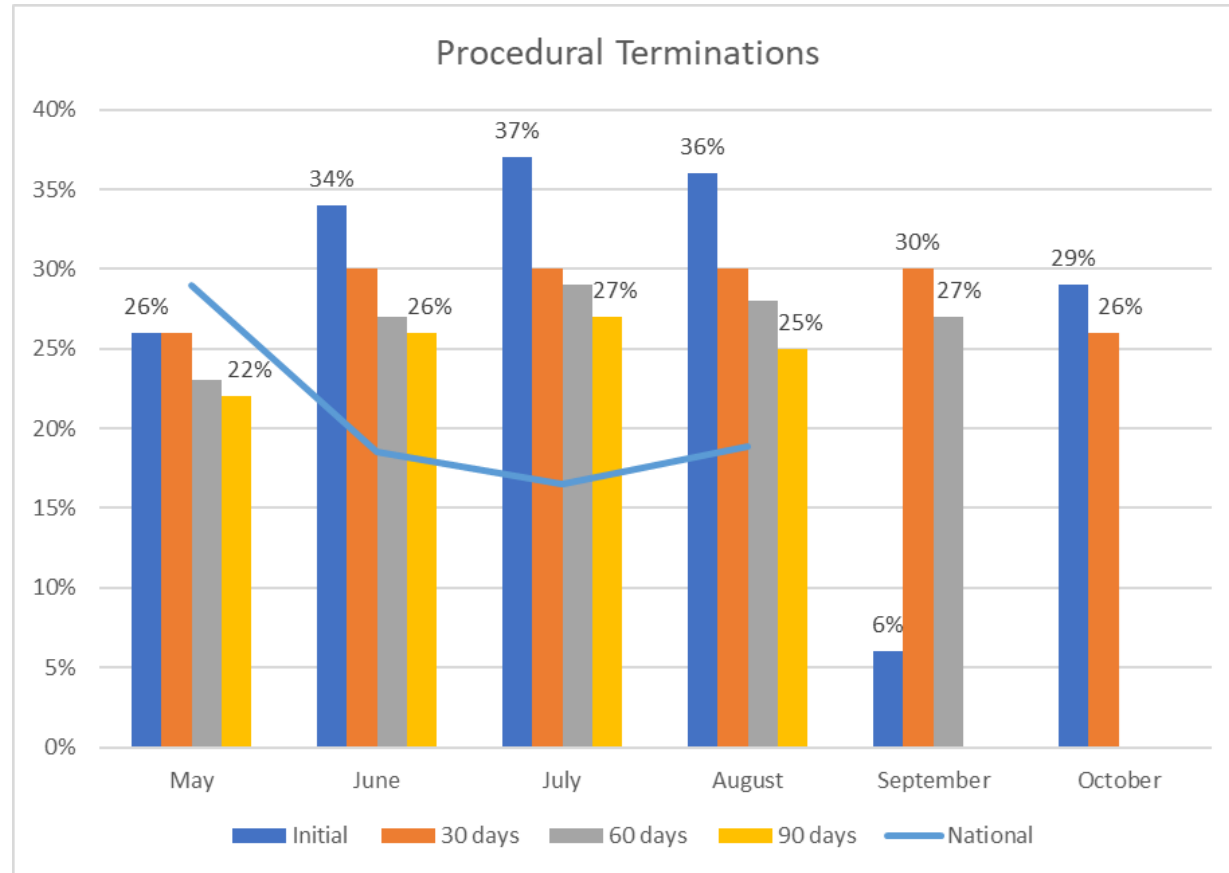
Procedural Denials

Procedural denials drop after the 90 day reconsideration period by about 9 points (36% to 25%).

Our procedural denials will be higher because our pending rate is so low (historically 1-3% vs national 20%+).

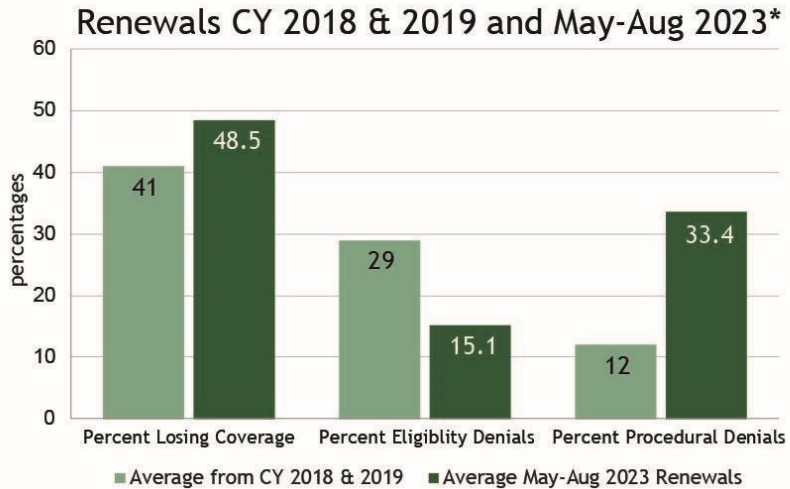
Efforts to improve:

- more time for LTSS members & added LTSS outreach center
- created escalation process
- shortened renewal packet
- massive partnership with providers and stakeholders
- ex parte to individual level
- improved digital tool (PEAK)
- continued correspondence improvement projects

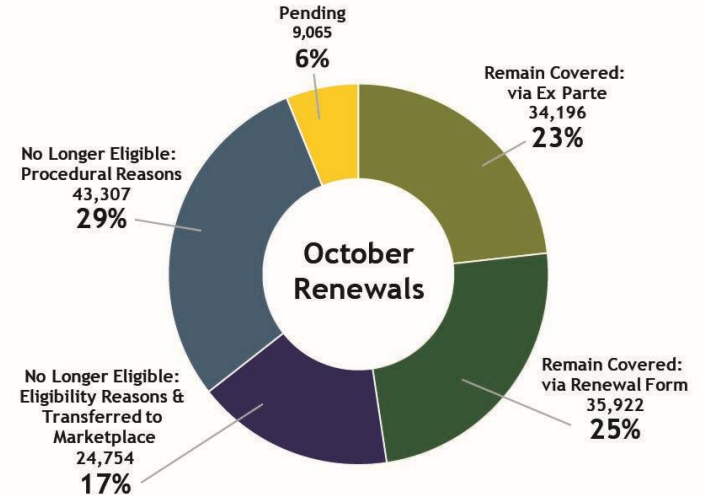


Historical Comparison

October Data



*September and October data not included



Health First Colorado & Child Health Plan *Plus Reinstatements (May - Oct)*

- Managed every single case to completion, collaboration with counties
 - Total number of members reinstated is 7,510
- Majority of letters were sent out to members week of 11/13.
 - Counties have indicated it's been quiet so hoping this was well received by members and no concerns
- Frequently Asked Questions posted on Colorado.gov/hcpf

Top Medicaid Categories & Renewal Months Reinstated

Medicaid Category reinstated	# of Individuals
MAGI Children	2928
MAGI Adult	2141
MAGI Parent/Caretaker	894
CHP+	487
Family Planning	352
Buy-In WAwD	318
Transitional Medicaid	162
QMB	45
MAGI Pregnant	30

Renewal Month	# of Individuals
May	1452
Jun	1703
Jul	2081
Aug	2005
Sep	226
Oct	43
Grand Total	7510

Notes

- Additional categories included SSI Mandatory, CHP+ Prenatal, Refugee
- Vulnerable population LTC, Buy-In, PACE had a total of 65 individuals reinstated
- Unintended positive fix for mandatory categories (such as prenatal, SSI Mandatory) as were inappropriately terminating before and will no longer with October fix. Reinstatement went back and reopened those we termed.